


The Ease of Installation

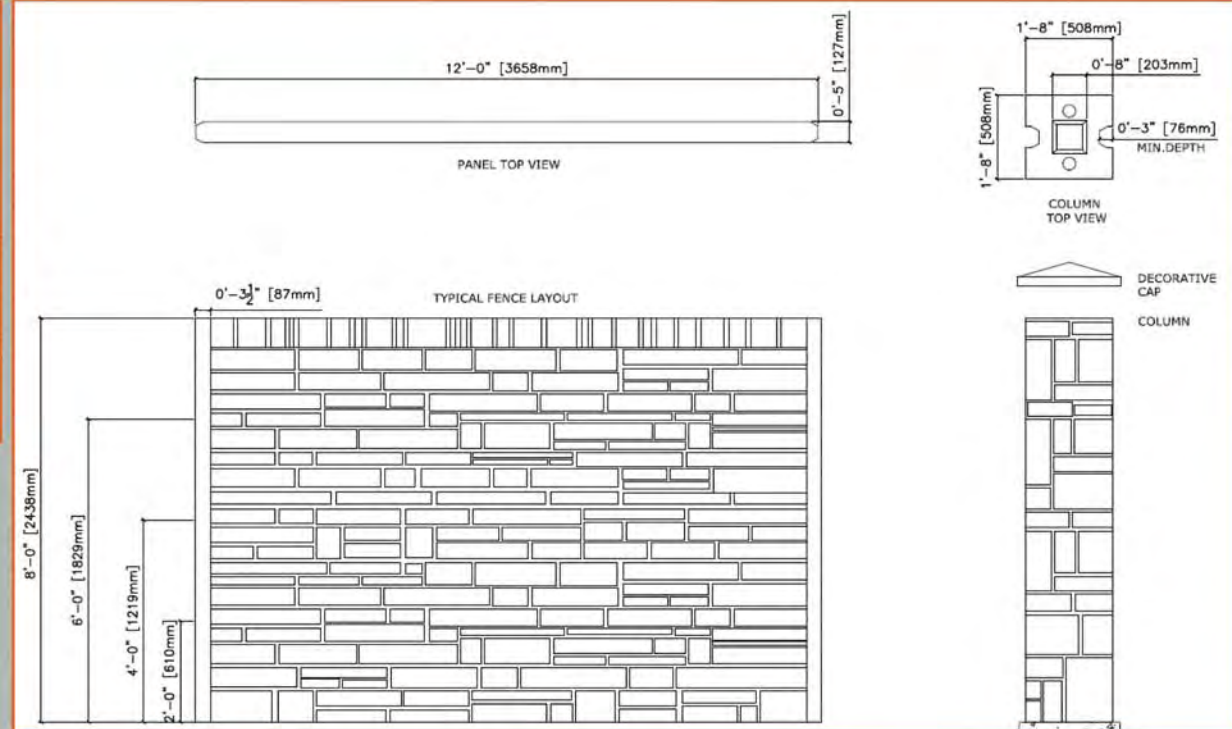
One of the things Verti-Crete customers appreciate most about our unique wall system is the ease, efficiency and speed at which they can be installed. Streamlining the installation process minimizes installation costs. Compared to true masonry, sections can now be installed within hours instead of days. Verti-Crete walls simply make sense.

The key to this is the quality and consistency that precast components offer. Verti-Crete columns are installed over footings with rebar anchors. After the footings are set, Verti-Crete's hollow-core columns are set over the rebar to rest firmly on each concrete footing. Panels are then set in place to fit securely within notches cast into the supporting columns. After each section is plumbed and leveled, the columns are filled with concrete, securing the connection between column and footing.

Standard Dimensions



Stack for higher heights
10' - 12' - 14' - 16'
Panels compatible with
galvanized steel 'I' beams




Available Patterns



ASHLAR



SIERRA



LEDGE STONE

Call us today for a free quote

Feel free to drop in and visit our show room. Only 30 minutes outside of Toronto.

Connect with us

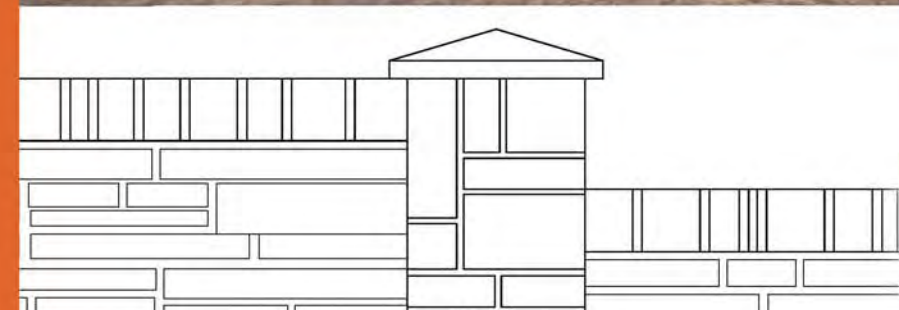


Proud members of



487 Piercey Road, Bolton, Ontario, L7E 5B8 | 905.857.8572 | www.verticreteto.com | sales@verticreteto.com

The Beauty of Precast



Privacy Walls Worth Looking At

Concrete Never Looked This Good!

Just beautiful. That's sure to be the sentiment of both neighbors and passers-by who view a new Verti-Crete privacy wall. But the thing that's really beautiful is what you know about that wall's ultimate value and quality. Only a Verti-Crete wall gives the look of real stone at an affordable price and with an amazingly quick installation.



- Privacy Fences
- Columns/Pillars
- Sound Reduction Walls
- Entrance Features
- Earth Retaining Walls
- Sub-station Enclosures
- Dumpster Enclosures



The Look of True Masonry

The timeless look of stone complements any surrounding and Verti-Crete has a striking selection of realistic designs to choose from. Verti-Crete's custom molded textures are so realistic you'll see every detail of the natural stone right down to the grout joints in-between. Our proprietary method of vertically casting panels and columns allows not only for beautiful aesthetics on both sides of the wall, but also seamless stone patterns that wrap around each post corner.

The Value of Precast

Beauty aside, Verti-Crete products are more durable than wood, vinyl, or even brick or block walls. Our one piece seamless reinforced solid-panel designs are manufactured to the highest specifications and provides virtually maintenance free structural strength and security that will last for decades.

Moreover, because Verti-Crete walls are locally manufactured, they can be engineered and custom ordered to meet the specific building code requirements of any project big or small. From seismic concerns to hurricane wind loads, Verti-Crete walls are engineered to endure the harshest conditions and broadest range of climates. The durability of precast with the look and feel of real masonry, all at a fraction of the cost. A truly unbeatable value.



Limitless Possibilities

The Verti-Crete wall system allows complete flexibility and customization for that perfect look. Starting with just our columns, you have the choice of incorporating an unlimited combination of materials into the design from our wall panels to complimentary fence materials like gates, wrought iron and wood.

Verti-Crete wall panels can even be custom ordered with embedded logos or signage and are compatible with steel "I" beams for commercial or municipal use.



To achieve the final effect of real stone, walls are colored with Verti-Crete's own specially formulated StoneFX stain. StoneFX is a water-based acrylic structural concrete stain that ensures deep penetration providing the highest degree of moisture proofing, color stability, and ultraviolet resistance for years of added protection. After installation, a base color is applied with an airless spray gun. Then, accent colors are applied to individual stones to create the subtle yet realistic look of actual masonry. Virtually limitless combinations of base and accent colors can be applied to match the theme of any project.